

LTW SERIES Outdoor Lighting

LTW-50WW
LTW-50NW
LTW-50CW



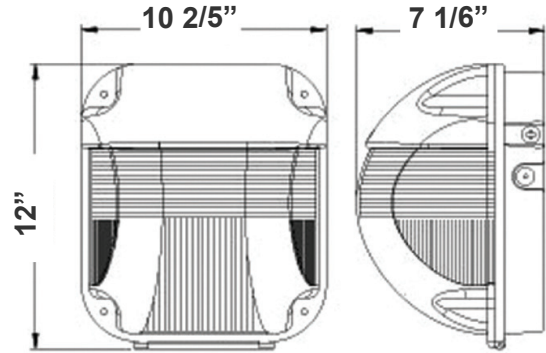
WESTGATE
THE FUTURE IS HERE...AND IT'S QUITE BRIGHT!

Customer Name: _____

Project Name: _____

Note: _____

Type: _____



12" (H) x 10 2/5" (W) x 7 1/6" (D)

Ideal for site lighting, alleys, loading docks, doorways, pathways and interior halls.

Features

- High Light Transmittance, Anti-UV and Fire Resistant PC Lens
- LED Type/Brand: SMD 3030/ Philips Lumileds LEDs
- Four 1/2" Knockouts: 1 Top, 1 on Each Side, 1 Back
- Die-Cast Aluminum With Powder Coat Finish (Dark Bronze)
- 7-Year Warranty

Technical Specifications

Electrical:

- Voltage: 120-277VAC 60Hz
- Wattage: 50W
- Power Factor: >0.95
- Efficacy: 88 LPW

Mechanical:

- Die-Cast Aluminum With Powder Coat Finish (Dark Bronze), Optimized for LED
- Polycarbonate Front Housing and Prismatic Lens Provide Vandal Resistance
- Four 1/2" Knockouts: 1 top, 1 on Each Side, 1 Rear
- Rated life: 70,000 Hrs
- Operating Temperature: -4°F -104°F
- Wet Location
- 7-Year Warranty
- IP54

Lighting:

- Chip: Philips Lumileds LEDs
- Total Lumens: 4400LM
- Color Temperatures: 3000K/ 4000K/ 5000K
- Color Rendering Index: CRI ≥ 70
- Beam angle: 90° x 110°

Applications:

- Ideal for general site lighting, alleys, loading docks, doorway, pathway and parking areas.
- Replace existing HID flood lights/ wall packs

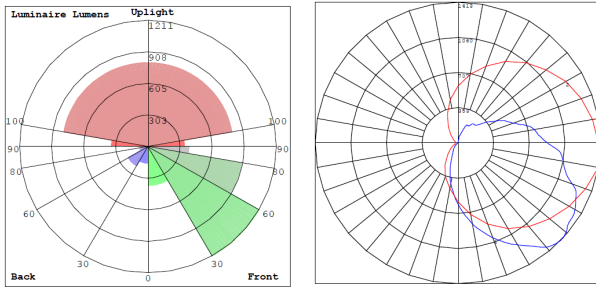


Phone: (877) 805-2252 | Fax: (877) 805-2252
www.westgatemfg.com | www.westgatecontrols.co

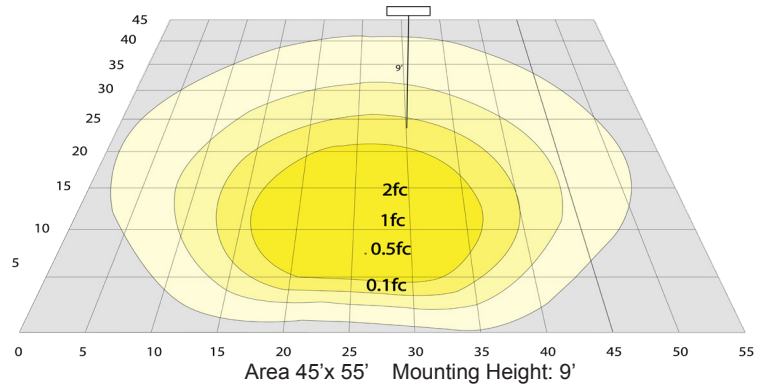


WG-Z9-Z9-Z2Z

Photometrics: LTW-50W



BUD Rating: B1-U4-G3



Other Views:



Side View



Front View



Back View

Performance Table: LTW-50W

| MODEL NO. | Wattage | Voltage | Lumens | Color Temp. | BUG Rating | LPW |
|-----------|---------|----------|--------|-------------|------------|-----|
| LTW-50WW | 50W | 120~277V | 4400LM | 3000K | B1-U4-G3 | 88 |
| LTW-50NW | 50W | 120~277V | 4400LM | 4000K | B1-U4-G3 | 88 |
| LTW-50CW | 50W | 120~277V | 4400LM | 5000K | B1-U4-G3 | 88 |

Sample Ordering

Model Wattage Color Temp.

LTW - 50W -

WW = 3000K
NW = 4000K
CW = 5000K

Factory-Installed Options:

Blank = No Option For Accessories
OPT-EM-OD1INT= INTERNAL EMERGENCY BACKUP BATTERY
OPT-SEN-3MRLV-5= PROGRAMMABLE MICROWAVE BI-LEVEL
OPT-TRS-T20= TAMPER RESISTANT SCREW
OPT-PC-B = PHOTOCELL 120-277V
WEC-8RC = OPTIONAL REMOTE

FACTORY-INSTALLED OPTIONS:



OPT-EM-OD1INT



OPT-SEN-3MRLV-5



OPT-PC-B



WEC-8RC

Example:

1. LTW-50CW
2. LTW-50CW
OPT-EM-OD1INT

(FOR LTW 50W 5000K FIXTURE 120-277V)

(FOR LTW 50W 5000K FIXTURE 120-277V)
(INTERNAL EMERGENCY BACKUP BATTERY)

